



VALLEY INTERIORS
EDUCATIONAL & OFFICE FURNITURE



Nursery & Primary

Furniture Range





Inspirational Educational Furniture

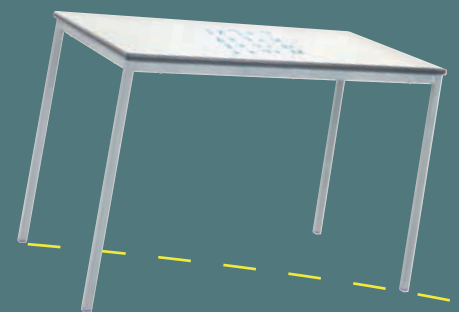
We are proud to be a British manufacturer supplying to Nursery and Primary Schools.

If you are looking for an exceptional furniture specialist that can provide you with fantastic products alongside the highest level of customer service, then please contact us for more information.

 07871 550367 / 07841 411841

 Terry@valley-interiors.co.uk

 www.valley-interiors.co.uk



4 How to Order

5 Standing and Working Heights



Chairs & Stools



7 BS Chairs

8 BS Chairs: Colour Collection

9 Chair 2000: Four Legged

10 NP Chairs

11 NP Chairs: Colour Collection

12 ST Chair

13 WSM Stools: Four Legged

14 WSM Stools: Four Skid Base



Tables

16 Crushed Bent Tables

17 Crushed Bent: Colour Collection Tables

18 Euro Tables: Single & Double

19 Fully Welded Tables

20 Fully Welded: Colour Collection Tables

21 Height Adjustable Table: Flower

22 Height Adjustable Table: Rainbow

23 Height Adjustable Table: Start Right

24 Pen Pot Tables: Standard & Premium

25 Premium Nursery Tables

26 Shaped Tables: Connect

27 Shaped Tables: Segga

28 Standard Nursery Tables

29 White Board Top Tables



Dining

31 Gala Dining



32 Tilt Top Dining Tables



Extras

34 Plasbric

35 Wooden Tray Units






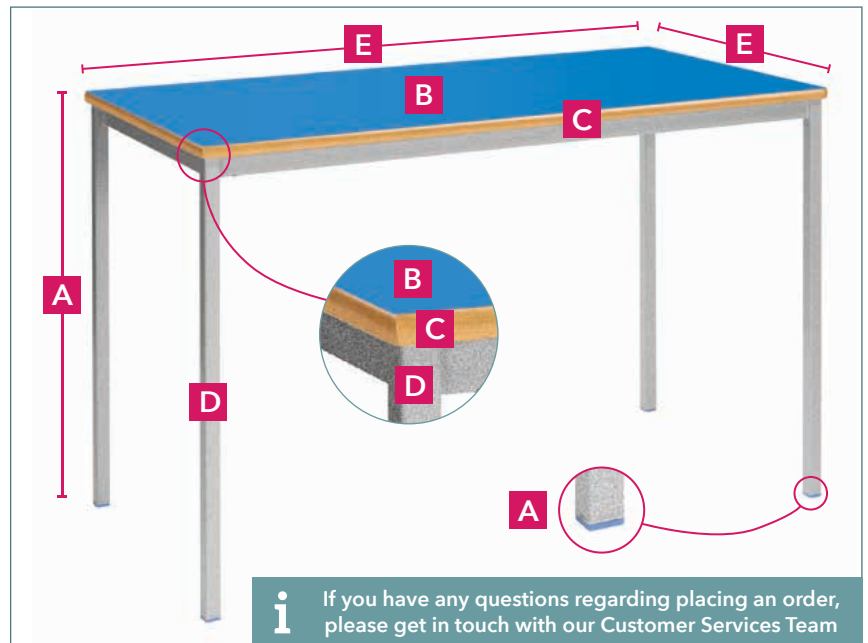
How to Order

To ensure you choose all the required options when placing an order, we have shown below examples of the typical options you may need to select.

Chairs



Tables



i If you have any questions regarding placing an order, please get in touch with our Customer Services Team

Chair ordering example

A Seat height | **B** Shell colour | **C** Fabric colour (optional extra) | **D** Frame colour

Table ordering example

A Table height | **B** Laminate colour | **C** Edge style (+ colour if applicable) | **D** Frame colour | **E** Table top size



Standing and Working Heights

To help you purchase furniture that complies with the British and European Standards (1729), the following height guide indicates which fixed seat heights and table heights are suitable for the correct age and size. To ensure you purchase the most accurate height furniture correct in compliance with the standards, we recommend that you measure the stature and popliteal height. You can then match those measurements using the guide below.

Size Mark

1. Nursery (3-4 years)

250-280mm Popliteal Height Range
 930-1150mm Stature Range
 590mm Standing Table Height
 460mm Table Height
 260mm Chair Height

2. Primary (4-6 years)

280-315mm Popliteal Height Range
 1080-1210mm Stature Range
 710mm Standing Table Height
 530mm Table Height
 310mm Chair Height

3. Primary (6-8 years)

315-355mm Popliteal Height Range
 1190-1420mm Stature Range
 760mm Standing Table Height
 590mm Table Height
 350mm Chair Height

4. Primary (8-11 years)


355-405mm Popliteal Height Range
 1330-1590mm Stature Range
 900mm Standing Table Height
 640mm Table Height
 380mm Chair Height

5. Secondary (11-14 years)

405-435mm Popliteal Height Range
 1460-1765mm Stature Range
 1000mm Standing Table Height
 710mm Table Height
 430mm Chair Height

6. Secondary / Adult (14+ years)

435-485mm Popliteal Height Range
 1590-1880mm Stature Range
 1000mm Standing Table Height
 760mm Table Height
 460mm Chair Height



Chairs & Stools



BS Chairs

- ✓ Unbeatable and durable frame design.
- ✓ Two piece plastic construction provides excellent lumbar support.
- ✓ Stackable to 5 high.
- ✓ 5 year guarantee.
- ✓ BSEN 1729 compliant.



1 Choose Your Chair

CODE	AGE RANGE	SEAT HEIGHT (SH)
BSA	3-4 years	260mm
BSB	4-6 years	310mm
BSC	6-8 years	350mm
BSD	8-11 years	380mm

2 Choose Your Shell Colour



3 Choose Your Frame Colour

DP1	BK	MC	LG	SV
Duraform Speckled Light Grey	Black	Metallic Charcoal	Light Grey	Silver*

Images shown are for illustrative purposes only.
*Silver frame available at an extra cost.





BS Chairs: Colour Collection

- ✓ Choose your shell and frame colour from a vibrant choice of 10 different colours*.
- ✓ Two piece plastic construction provides excellent lumbar support.
- ✓ Stackable to 5 high.
- ✓ BSEN 1729 compliant.
- ✓ 5 year guarantee.



1 Choose Your Chair

CODE	AGE RANGE	SEAT HEIGHT (SH)
BSA	3-4 years	260mm
BSB	4-6 years	310mm
BSC	6-8 years	350mm
BSD	8-11 years	380mm

For shell colours see BS Chairs on page 7. Please note: matching seat colours and frame colours are similar in shade but not identical. Swatches can be provided for both upon request. *Orders are non-returnable.

Choose Your Colour Frame



- YE Yellow
- TG Tangy Green
- SB Soft Blue
- RD Red
- PU Purple
- PO Pastel Orange
- PV Pastel Violet
- GN Green
- MC Charcoal
- BL Blue

Chair 2000: Four Legged

- ✓ Classic look and feel.
- ✓ Extremely strong and durable.
- ✓ Unrivalled posture support across all ages.
- ✓ Excellent value for money.
- ✓ Stackable to 7 high.
- ✓ BSEN 1729 compliant.
- ✓ 5 year guarantee.



1 Choose Your Chair

CODE	AGE RANGE	SEAT HEIGHT (SH)
2017	3-4 years	260mm
2018	4-6 years	310mm
2019	6-8 years	350mm
2015	8-11 years	380mm


2 Choose Your Shell Colour



3 Choose Your Frame Colour

DP1	BK	MC	LG	SV
Duraform Speckled Light Grey	Black	Metallic Charcoal	Light Grey	Silver*

Images shown are for illustrative purposes only.
*Silver frame available at an extra cost.





NP Chairs

- ✓ The traditional classroom chair.
- ✓ A robust general purpose chair.
- ✓ Well defined lumbar support.
- ✓ Stackable to 8 high.
- ✓ BSEN 1729 compliant.
- ✓ 5 year guarantee.



1 Choose Your Chair

CODE	AGE RANGE	SEAT HEIGHT (SH)
NP1	3-4 years	260mm
NP2	4-6 years	310mm
NP3	6-8 years	350mm
NP4	8-11 years	380mm


2 Choose Your Shell Colour



3 Choose Your Frame Colour

DP1	BK	MC	LG	SV
Duraform Speckled Light Grey	Black	Metallic Charcoal	Light Grey	Silver*

Images shown are for illustrative purposes only.
*Silver frame available at an extra cost.





NP Chairs: Colour Collection

- ✓ Choose your shell and frame colour from a vibrant choice of 10 different colours.
- ✓ The traditional classroom chair.
- ✓ Well defined lumbar support.
- ✓ Stackable to 8 high.
- ✓ BSEN 1729 compliant.
- ✓ 5 year guarantee.



1 Choose Your Chair

CODE	AGE RANGE	SEAT HEIGHT (SH)
NP1	3-4 years	260mm
NP2	4-6 years	310mm
NP3	6-8 years	350mm
NP4	8-11 years	380mm

For shell colours see NP Chairs on page 10. Please note: matching seat colours and frame colours are similar in shade but not identical. Swatches can be provided for both upon request. **Orders are non-returnable.**



Choose Your Colour Frame

Color swatches for frame colors:

- PO Pastel Orange
- PU Purple
- RD Red
- SB Soft Blue
- TG Tangy Green
- YE Yellow
- PV Pastel Violet
- GN Green
- MC Charcoal
- BL Blue



ST Chairs

- ✓ Anti-tilt design.
- ✓ Comfortable and supportive designed for correct posture.
- ✓ No nuts or screws.
- ✓ Stackable to 10 high.
- ✓ BSEN 1729 compliant.
- ✓ Amazing 15 year guarantee.



1 Choose Your Chair

CODE	AGE RANGE	SEAT HEIGHT (SH)
ST1	3-4 years	260mm
ST2	4-6 years	310mm
ST3	6-8 years	350mm
ST4	8-11 years	380mm

2 Choose Your Shell Colour



3 Choose Your Frame Colour




Duraform Speckled
Light Grey

4 Choose Your Accessory



Chair Trolley
CHAIRTR





WSM Four Legged Stool

- ✓ Classic stacking stool.
- ✓ Excellent lumbar support.
- ✓ 5 year guarantee.
- ✓ Comfortable and stylish.
- ✓ Stackable to 6 high.
- ✓ BSEN 1729 compliant.



1 Choose Your Stool

CODE	SEAT HEIGHT (SH)
WSM2	445mm
WSM3	560mm
WSM4	610mm
WSM5	685mm

Images shown are for illustrative purposes only.
*Silver frame available at an extra cost.

2 Choose Your Shell Colour




3 Choose Your Frame Colour

DP1	BK	MC	LG	SV
Duraform Speckled Light Grey	Black	Metallic Charcoal	Light Grey	Silver*

4 Choose Your Accessory




STEEL FEET - Essential where highly abrasive non-slip flooring is used.
WSM-METAL-FOOT





WSM Skid Base Stool

- ✓ Non tilt frame protects floor in high wear situations.
- ✓ Robust anti-tilt design.
- ✓ Integral lumbar support.
- ✓ 5 year guarantee.
- ✓ Stackable to 6 high.
- ✓ BSEN 1729 compliant.



Glides example



1 Choose Your Stool

CODE	SEAT HEIGHT (SH)
WSM2	445mm
WSM3	560mm
WSM4	610mm
WSM5	685mm

Images shown are for illustrative purposes only.
*Silver frame available at an extra cost.

2 Choose Your Shell Colour

BL Blue	CH Charcoal	GN Green	LI Lilac	OR Orange	PU Purple	RD Red	SB Soft Blue	TG Tangy Green	YE Yellow
----------------	--------------------	-----------------	-----------------	------------------	------------------	---------------	---------------------	-----------------------	------------------


3 Choose Your Frame Colour

DP1	BK	MC	LG	SV
Duraform Speckled Light Grey	Black	Metallic Charcoal	Light Grey	Silver*

4 Choose Your Accessory



GLIDES - Essential where highly abrasive non-slip flooring is used. 6 x glides provided per skid frame stool. Factory fitted - must be purchased at the same time of ordering the stool.
WSMSKID-GL



Tables

Crushed Bent Tables

- ✓ Supplied with a hard wearing 18mm MDF top and a sturdy Crushed Bent 25mm square tube frame.
- ✓ Available in five different shapes for ultimate classroom flexibility.
- ✓ Stackable to 8 high for ease of storage.
- ✓ BSEN 1729 compliant.
- ✓ 5 year guarantee.



Rectangular



Square



Trapezoidal



Circular



Semi-Circular



1 Choose Your Table

SHAPE	SIZE (L X W)	MDF EDGE CODE	DURAFORM EDGE CODE
Rectangular	1100 x 550mm	CBSQ-115-MD	CBSQ-115-PS
Rectangular	1200 x 600mm	CBSQ-126-MD	CBSQ-126-PS
Square	600 x 600mm	CBSQ-66-MD	CBSQ-66-PS
Trapezoidal	1100 x 550mm	CBSQ-111LE-MD	CBSQ-111LE-PS
Trapezoidal	1200 x 600mm	CBSQ-121LE-MD	CBSQ-121LE-PS
Circular	750mm Diameter	CBSQ-7C-MD	CBSQ-7C-PS
Circular	1000mm Diameter	CBSQ-10C-MD	CBSQ-10C-PS
Semi-Circular	1100mm Diameter	CBSQ-11SC-MD	CBSQ-11SC-PS
Semi-Circular	1200mm Diameter	CBSQ-12SC-MD	CBSQ-12SC-PS

Images shown are for illustrative purposes only.
*Silver frame available at an extra cost.

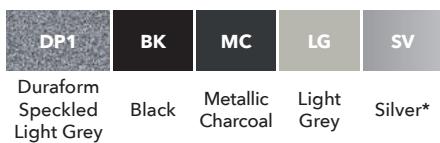
2 Choose Your Table Height

HEIGHT	AGE RANGE
460mm	3-4 Years
530mm	4-6 Years
590mm	6-8 Years
640mm	8-11 Years


3 Choose Your Laminate Top Colour



4 Choose Your Frame Colour



5 Choose Your Edge Style



6 Choose Your Accessory (Optional Extra)



Tray Runners When selected we recommend you increase your choice of desk height by 50mm for extra leg room. Only available on tables of minimum length 1100mm - **CBSQ-TR**



Table Trolley
Carries 6 tables at a time - **TABLETRFB**



Upright Table Trolley
Tilt, lift and move table trolley for easy transportation of up to 6 tables at a time - **TABLETRSB**



Crushed Bent Tables: Colour Collection

- ✓ Choose from a vibrant choice of 7 different colours.
- ✓ Supplied with a hard wearing 18mm MDF top and a sturdy Crushed Bent 25mm square tube frame.
- ✓ Stackable to 8 high for ease of storage.
- ✓ BSEN 1729 compliant.
- ✓ 5 year guarantee.



1 Choose Your Table

SHAPE	SIZE (L X W)	MDF EDGE CODE
Rectangular	1100 x 550mm	CBSQ-115-MD
Rectangular	1200 x 600mm	CBSQ-126-MD

2 Choose Your Table Height

HEIGHT	AGE RANGE
460mm	3-4 Years
530mm	4-6 Years
590mm	6-8 Years
640mm	8-11 Years


3 Choose Your Laminate Colour



4 Choose Your Frame Colour*



5 Choose Your Edge Style



Standard MDF Bullnose

Images shown are for illustrative purposes only.
*Please note: matching table top colours and frame colours are similar in shade but not identical. Swatches can be provided for both upon request.
Orders are non-returnable.





Euro Tables: Single & Double

- ✓ Choose from two table sizes.
- ✓ 50 x 25mm steel tube frame.
- ✓ Solid 25mm MDF tops with a high pressure laminate.
- ✓ Choose from a vibrant choice of laminate and frame colours.
- ✓ 5 year guarantee.

Single



Double



1 Choose Your Table

SHAPE	SIZE (L X W)	MDF EDGE CODE	DURAFORM EDGE CODE
Single	600 x 600mm	EURO-66-MD	EURO-66-PS
Double	1200 x 600mm	EURO-126-MD	EURO-126-PS

2 Choose Your Table Height

HEIGHT	AGE RANGE
460mm	3-4 Years
530mm	4-6 Years
590mm	6-8 Years
640mm	8-11 Years

3 Choose Your Laminate Top Colour

AI Ailsa	BH Beech	BL Blue	GN Green	LG Light Grey	MA Maple	OK Oak	RD Red	SLG Slate Grey	WH White	YE Yellow
----------	----------	---------	----------	---------------	----------	--------	--------	----------------	----------	-----------

4 Choose Your Frame Colour

DP1	BK	MC	LG	SV	PO	PV	SB	TG	TM	TQ
Duraform Speckled Light Grey	Black	Metallic Charcoal	Light Grey	Silver*	Pastel Orange**	Pastel Violet**	Soft Blue**	Tangy Green**	Telemagenta**	Turquoise**

5 Choose Your Edge Style

PSCH	PSBL	PSGN	PSRD	PSGY	MD
Duraform PU Charcoal	Duraform PU Blue	Duraform PU Green	Duraform PU Red	Duraform PU Light Grey	Standard MDF Bullnose

*Silver frame available at an extra cost.
**Coloured frames are non refundable.



Fully Welded Tables

- ✓ Traditional Fully Welded tables with quality finish.
- ✓ Rectangular can be spirally stacked 6 high for ease of storage.
- ✓ Solid 18mm MDF tops with high pressure laminate.
- ✓ Sturdy 25mm square tube frame.
- ✓ BSEN 1729 compliant.
- ✓ 5 year guarantee.

Rectangular



Square



Trapezoidal



Circular



Semi-Circular



1 Choose Your Table


SHAPE	SIZE (L X W)	MDF EDGE CODE	DURAFORM EDGE CODE
Rectangular	1100 x 550mm	SQSS-115-MD	SQSS-115-PS
Rectangular	1200 x 600mm	SQSS-126-MD	SQSS-126-PS
Square	600 x 600mm	SQSS-66-MD	SQSS-66-PS
Trapezoidal	1100 x 550mm	SQSS-11LE-MD	SQSS-11LE-PS
Trapezoidal	1200 x 600mm	SQSS-12LE-MD	SQSS-12LE-PS
Circular	1000mm Diameter	SQSS-10C-MD	SQSS-10C-PS
Circular	1100mm Diameter	SQSS-11C-MD	SQSS-11C-PS
Circular	1200mm Diameter	SQSS-12C-MD	SQSS-12C-PS
Semi-Circular	1100mm Diameter	SQSS-11SC-MD	SQSS-11SC-PS
Semi-Circular	1200mm Diameter	SQSS-12SC-MD	SQSS-12SC-PS

2 Choose Your Table Height

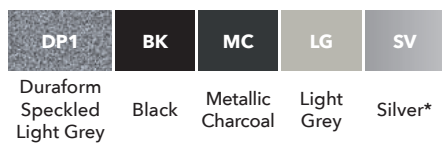
HEIGHT	AGE RANGE
460mm	3-4 Years
530mm	4-6 Years
590mm	6-8 Years
640mm	8-11 Years

Images shown are for illustrative purposes only.
*Silver frame available at an extra cost.


3 Choose Your Laminate Top Colour



4 Choose Your Frame Colour



5 Choose Your Edge Style



6 Choose Your Accessory (Optional Extra)



Tray Runners When selected we recommend you increase your choice of desk height by 50mm for extra leg room. Only available on tables of minimum length 1100mm - **SQSS-TR**



Upright Table Trolley
Tilt, lift and move table trolley for easy transportation of up to 6 tables at a time - **TABLETRSB**



Fully Welded Tables: Colour Collection

- ✓ Choose from a vibrant choice of 7 different colours.
- ✓ Rectangular can be spirally stacked 6 high for ease of storage.
- ✓ Solid 18mm MDF tops with high pressure laminate.
- ✓ Sturdy 25mm square tube frame.
- ✓ BSEN 1729 compliant.
- ✓ 5 year guarantee.



1 Choose Your Table

SHAPE	SIZE (L X W)	MDF EDGE CODE
Rectangular	1100 x 550mm	SQSS-115-MD
Rectangular	1200 x 600mm	SQSS-126-MD

2 Choose Your Table Height

HEIGHT	AGE RANGE
460mm	3-4 Years
530mm	4-6 Years
590mm	6-8 Years
640mm	8-11 Years

3 Choose Your Laminate Colour



4 Choose Your Frame Colour*



5 Choose Your Edge Style



Standard MDF Bullnose

Images shown are for illustrative purposes only.
*Please note: matching table top colours and frame colours are similar in shade but not identical. Swatches can be provided for both upon request.
Orders are non-returnable.





Height Adjustable Table: Flower

- ✓ Premium finish with a 25mm top and a spray PU Edge.
- ✓ Oval shaped allen key height adjustable legs.
- ✓ One table fits all sizes.
- ✓ Matching coloured legs or Duraform Speckled Light Grey frame paint available.
- ✓ 5 year guarantee.
- ✓ BSEN 1729 compliant.



1 Choose Your Table

TABLE	SIZE (L X W)	CODE
Flower	1215 x 1097mm	FLOWER-PS

2 Table Adjustable Heights

HEIGHT	AGE RANGE
400mm	2-3 Years
460mm	3-4 Years
530mm	4-6 Years
590mm	6-8 Years
640mm	8-11 Years

3 Choose Your Laminate Colour (Supplied With Matching Colour Frame)*




3 Choose Your Laminate Top Colour (Supplied With A Duraform Light Speckled Grey Frame):



Duraform Speckled Light Grey

4 Choose Your Edge Style



*Only available on outer legs.
Legs are adjustable with an Allen key.
Transported flat packed.



Height Adjustable Table: Rainbow

- ✓ Premium finish with a 25mm top and a spray PU Edge.
- ✓ Oval shaped allen key height adjustable legs.
- ✓ One table fits all sizes.
- ✓ Matching coloured legs or Duraform Speckled Light Grey frame paint available.
- ✓ 5 year guarantee.
- ✓ BSEN 1729 compliant.



1 Choose Your Table

TABLE	SIZE (L X W)	CODE
Rainbow	1520 x 1215mm	RAIN-PS

2 Table Adjustable Heights

HEIGHT	AGE RANGE
400mm	2-3 Years
460mm	3-4 Years
530mm	4-6 Years
590mm	6-8 Years
640mm	8-11 Years

3 Choose Your Laminate Colour (Supplied With Matching Colour Frame)*




3 Choose Your Laminate Top Colour (Supplied With A Duraform Light Speckled Grey Frame):



Duraform Speckled Light Grey

4 Choose Your Edge Style



*Only available on outer legs.
Legs are adjustable with an Allen key.
Transported flat packed.

Height Adjustable Table: Start Right

- ✓ Tables feature oval shaped legs with sliding metal inserts allowing you to choose between 5 heights.
- ✓ 25mm top which is finished with a Grey PU Duraform edge.
- ✓ Supplied with a 10 year guarantee.
- ✓ BSEN 1729 compliant.



Rectangular



Trapezoidal



Circular



Semi-Circular



1 Choose Your Table

TABLE	SIZE (L X W)	CODE
Rectangular	1200 x 600mm	ST-126-PSGY
Trapezoidal	1200 x 600mm	ST-12LE-PSGY
Circular	1200mm Diameter	ST-12C-PSGY
Semi-Circular	1200mm Diameter	ST-12SC-PSGY

2 Table Adjustable Heights

HEIGHT	AGE RANGE
400mm	2-3 Years
460mm	3-4 Years
530mm	4-6 Years
590mm	6-8 Years
640mm	8-11 Years

3 Choose Your Edge Style



4 Choose Your Laminate Colour (Supplied With Matching Colour Frame)*

*Only available on outer legs.



4 Choose Your Laminate Top Colour (Supplied With A Duraform Light Speckled Grey Frame):



Duraform Speckled Light Grey



Pen Pot Tables: Standard or Premium

- ✓ Standard quality is made in a Crushed Bent style frame finish with 18mm top and 25mm round tubular legs.
- ✓ Premium quality is made in a Fully Welded style frame finish with chunky 45mm tubular legs.
- ✓ Supplied with matching top and frame colour.
- ✓ Standard Pen Pot Table has a 5 year guarantee.
- ✓ Premium Pen Pot Table has a 10 year guarantee.

Standard Pen Pot Table



Premium Pen Pot Table



1 Choose Your Table Shape

Standard Pen Pot Tables

HEIGHT	AGE RANGE	SIZE	CODE
460mm	3-4 Years	1100mm Diameter	PPRTSS-11C-46
530mm	4-6 Years	1100mm Diameter	PPRTSS-11C-53
590mm	6-8 Years	1100mm Diameter	PPRTSS-11C-59

Premium Pen Pot Tables

HEIGHT	AGE RANGE	SIZE	CODE
460mm	3-4 Years	1100mm Diameter	PPNURS-11C-46
530mm	4-6 Years	1100mm Diameter	PPNURS-11C-53
590mm	6-8 Years	1100mm Diameter	PPNURS-11C-59

2 Choose Your Laminate Colour



3 Choose Your Matching Frame Colour



4 Choose Your Edge Style



Standard MDF Bullnose

5 Pen Pot Colours (Supplied with one of each colour as standard)



Pink Blue Lime Green Yellow

Individual pen pot: 75 x 75mm (H x W).
Orders are non-returnable.



Premium Nursery Tables

- ✓ Our highest quality Fully Welded tables supplied with chunky 45mm tubular legs for early years class-rooms.
- ✓ Matching coloured legs or Duraform Speckled Light Grey frame paint available.
- ✓ Excellent variety of vibrant laminates.
- ✓ 10 year guarantee.
- ✓ BSEN 1729 compliant.

Rectangular



Circular



Trapezoidal




1 Choose Your Table

SHAPE	SIZE (L x W)	MDF EDGE CODE
Rectangular	1100 x 550mm	NURS-115
Circular	1100mm Diameter	NURS-11C
Trapezoidal	1100 x 550mm	NURS-11LE

2 Choose Your Table Height

HEIGHT	AGE RANGE
460mm	3-4 Years
530mm	4-6 Years
590mm	6-8 Years

3 Choose Your Edge Style



Standard MDF Bullnose

4 Choose Your Laminate Colour (Supplied With Matching Colour Frame)*



4 Choose Your Laminate Top Colour (Supplied With A Duraform Light Speckled Grey Frame):



Duraform Speckled Light Grey



Shaped Table: Connect

- ✓ Flexible and dynamic modular table with endless tessellation possibilities.
- ✓ Sturdy 32mm Fully Welded frame with 18mm MDF top.
- ✓ Designed to seat 1 but can seat 3 when a full working space is not essential.
- ✓ Perfect for communal areas.
- ✓ 5 year guarantee.



1 Choose Your Table

SIZE (L X W)	CODE
940 x 890mm	CON-M-PS

*Silver frame available at an extra cost.

2 Table Adjustable Heights

HEIGHT	AGE RANGE
460mm	3-4 Years
530mm	4-6 Years
590mm	6-8 Years
640mm	8-11 Years

3 Choose Your Laminate Top Colour

BH Beech	CY Canary Yellow	GS Grey Speckle	LI Lilac	OF Orange Flame	PU Purple	SB Soft Blue	SLG Slate Grey	SL Soft Lime	SU Summer Blue	TG Tangy Green	WH White
-----------------	-------------------------	------------------------	-----------------	------------------------	------------------	---------------------	-----------------------	---------------------	-----------------------	-----------------------	-----------------

4 Choose Your Frame Colour

DP1	BK	MC	LG	SV
Duraform Speckled Light Grey	Black	Metallic Charcoal	Light Grey	Silver*

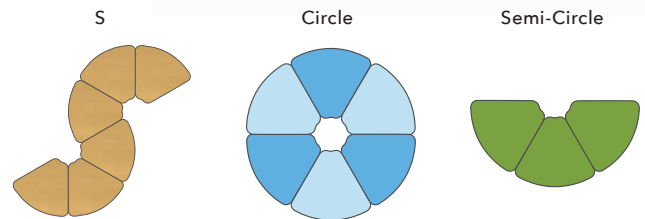
5 Choose Your Edge Style

PSCH	PSBL	PSGN	PSRD	PSGY
Duraform PU Charcoal	Duraform PU Blue	Duraform PU Green	Duraform PU Red	Duraform PU Light Grey



Shaped Tables: Segga

- ✓ Sturdy 32mm Fully Welded frame with 18mm laminate top.
- ✓ Stylish modular table with multiple shape combinations possible.
- ✓ Ultimate flexibility for any classroom, project or library.
- ✓ Perfect for creating ICT hot desks.
- ✓ 5 year guarantee.



1 Choose Your Table

SIZE (L X W)	CODE
755 x 660mm*	SEG-S-PS

*6 tables together create a circular shape of 1635mm diameter.
**Silver frame available at an extra cost.

2 Table Adjustable Heights

HEIGHT	AGE RANGE
460mm	3-4 Years
530mm	4-6 Years
590mm	6-8 Years
640mm	8-11 Years

3 Choose Your Laminate Top Colour

BH Beech	CY Canary Yellow	GS Grey Speckle	LI Lilac	OF Orange Flame	PU Purple	SB Soft Blue	SLG Slate Grey	SL Soft Lime	SU Summer Blue	TG Tangy Green	WH White
-----------------	-------------------------	------------------------	-----------------	------------------------	------------------	---------------------	-----------------------	---------------------	-----------------------	-----------------------	-----------------

4 Choose Your Frame Colour

DP1	BK	MC	LG	SV
Duraform Speckled Light Grey	Black	Metallic Charcoal	Light Grey	Silver**

5 Choose Your Edge Style

PSCH	PSBL	PSGN	PSRD	PSGY
Duraform PU Charcoal	Duraform PU Blue	Duraform PU Green	Duraform PU Red	Duraform PU Light Grey

Standard Nursery Tables

- ✓ Bright and attractive tables for early years, supplied with an 18mm top and 25mm round tubular legs.
- ✓ Matching coloured legs or Duraform Speckled Light Grey frame paint available.
- ✓ Excellent variety of vibrant laminates.
- ✓ 5 year guarantee.
- ✓ BSEN 1729 compliant.



Rectangular



Circular



Trapezoidal



1 Choose Your Table

SHAPE	SIZE (L x W)	MDF EDGE CODE
Rectangular	1100 x 550mm	RTSS-115
Circular	1100mm Diameter	RTSS-11C
Trapezoidal	1100 x 550mm	RTSS-11LE

2 Choose Your Table Height

HEIGHT	AGE RANGE
460mm	3-4 Years
530mm	4-6 Years
590mm	6-8 Years

3 Choose Your Edge Style



Standard MDF Bullnose

4 Choose Your Laminate Colour (Supplied With Matching Colour Frame)*



4 Choose Your Laminate Top Colour (Supplied With A Duraform Light Speckled Grey Frame):



Duraform Speckled Light Grey



White Board Top Tables

- ✓ Hard wearing 18mm high gloss white top.
- ✓ High scratch resistant.
- ✓ Promotes a paperless environment.
- ✓ Available on all table sizes.
- ✓ Wipe clean free surface.
- ✓ Excellent for brainstorming ideas.

Segga Table



Fully Welded Rectangular



Fully Welded Square



Fully Welded Circular



1 Choose Your Table

SHAPE	SIZE (L x W)	CODE
Segga	755 x 660mm	SEG-S-WHWB-PS
Fully Welded Rectangular	1100 x 550mm	SQSS-115-WHWB-PS
Fully Welded Rectangular	1200 x 600mm	SQSS-126-WHWB-PS
Fully Welded Square	600 x 600mm	SQSS-66-WHWB-PS
Fully Welded Circular	1000mm Diameter	SQSS-10C-WHWB-PS
Fully Welded Circular	1100mm Diameter	SQSS-11C-WHWB-PS
Fully Welded Circular	1200mm Diameter	SQSS-12C-WHWB-PS

2 Choose Your Table Height

HEIGHT	AGE RANGE
460mm	3-4 Years
530mm	4-6 Years
590mm	6-8 Years
640mm	8-11 Years




*Silver frame available at an extra cost.
Always use whiteboard approved pens and clean using whiteboard approved solution.
Orders are non-returnable.

3 Choose Your Frame Colour

DP1	BK	MC	LG	SV
Duraform Speckled Light Grey	Black	Metallic Charcoal	Light Grey	Silver*

4 Choose Your Edge Style

PSCH	PSBL	PSGN	PSRD	PSGY
Duraform PU Charcoal	Duraform PU Blue	Duraform PU Green	Duraform PU Red	Duraform PU Light Grey



Dining



Gala Dining

- ✓ Chunky 30mm Crushed Bent frame with Duraform Speckled Light Grey frame paint.
- ✓ Three tables and six benches neatly stack away when not in use.
- ✓ Encourages communal dining.
- ✓ One set includes one table and two benches.
- ✓ Fantastic classroom solution to fit 18 pupils (3 tables and 6 benches).
- ✓ 5 year guarantee.



Orders are non-returnable.

1 Choose Your Dining Table

SET	QUANTITY	TABLE SIZE (L X W X H)	BENCH SIZE (L X W X H)	CODE
Infant	1x Table and 2x Benches	1600 x 750 x 530mm	1400 x 300 x 310mm	GALA-SET-I-LAM-VINYL
Junior	1x Table and 2x Benches	1600 x 750 x 640mm	1400 x 300 x 380mm	GALA-SET-J-LAM-VINYL

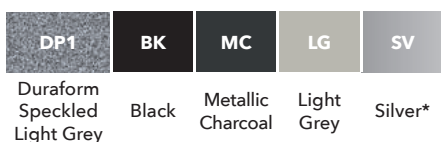
2 Choose Your Table Laminate Top Colour



3 Choose Your Bench Vinyl Colour



4 Choose Your Frame Colour



5 Choose Your Edge Style




*Silver frame available at an extra cost.



Tilt Top Dining

- ✓ Perfect for regular use in dining rooms.
- ✓ Easy to open and close then wheel away and store.
- ✓ Supplied with 4 locking castors.
- ✓ BSEN 1729 compliant.
- ✓ 5 year guarantee.

Circular



Oval



Equal Octagonal



Irregular Octagonal



Rectangular



1 Choose Your Dining Table

SHAPE	SIZE (L x W)	MDF EDGE CODE	DURAFORM EDGE CODE
Circular	1200mm Diameter	TILT-CIRC-MD	TILT-CIRC-PS
Oval	1610 x 900mm	TILT-OV-MD	TILT-OV-PS
Equal Octagonal	1200 x 1200mm	TILT-EQOCT-MD	TILT-EQOCT-PS
Irregular Octagonal	1380 x 1000mm	TILT-OCT-MD	TILT-OCT-PS
Rectangular	1200 x 900mm	TILT-129-MD	TILT-129-PS
Rectangular	1500 x 900mm	TILT-159-MD	TILT-159-PS

2 Choose Your Table Height

HEIGHT	AGE RANGE
590mm*	6-8 Years
640mm	8-11 Years

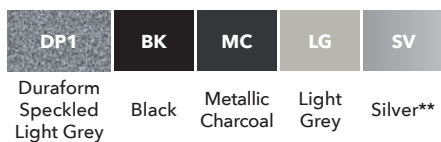
*Not available on Circular.

**Silver frame available at an extra cost.


3 Choose Your Laminate Top Colour




4 Choose Your Frame Colour



5 Choose Your Edge Style





Extras



Plasbric

- ✓ Interlocking and flexible plastic bricks.
- ✓ Plasbric's are available in full, half and gable end versions.
- ✓ Age suitability 3+ years.
- ✓ EN 71-1:2014+A1:2018 Mechanical & Physical.
- ✓ EN 71-2:2011+ A1:2014 Flammability.
- ✓ EN 71-3:2019 Migration of certain elements.
- ✓ UKCA approved.



**7-10 DAY
FAST TRACK
DELIVERY***

1 Choose Your Brick Pack

BRICK PACK	LENGTH	WIDTH
Plasbric Full Set: 55 Bricks - 45 x Full Size and 10 x Half Size. Includes: 12 x Full Blue, 12 x Full Green, 12 x Full Red, 9 x Full Yellow and 10 x Half Yellow	Full Size: 230mm x 115mm x 75mm and Half Size: 115mm x 115mm x 75mm	PLASBRIC-HFP212
Plasbric Terracotta Set: 50 Bricks - 25 x Full Size and 25 x Half Size	Full Size: 230mm x 115mm x 75mm and Half Size: 115mm x 115mm x 75mm	PLASBRIC-HFP216
Plasbric White Set: 50 Bricks - Full Size	Full Size: 230mm x 115mm x 75mm	PLASBRIC-HFP217
Plasbric Gable End Set: 30 Bricks Black	Gable End Size: 115mm x 115mm x 75mm	PLASBRIC-HFP218

2 Brick Size

BRICK SIZE	LENGTH	WIDTH	HEIGHT TO LIP	OVERALL HEIGHT
Half	115mm	115mm	75mm	90mm
Full	230mm	115mm	75mm	90mm
Gable End	115mm	115mm	75mm	90mm



Plasbric Half



Plasbric Full



Plasbric Gable End**

*7-10 day delivery available subject to location.
**Available in black only.

3 Brick Colour (Full & Half Sizes)



Red
HFP202RA



Blue
HFP202LA



Green
HFP202GA



Yellow
HFP202YA



White
HFP217



Terracotta
HFP216



Wooden Tray Units

- ✓ Choose from a wide range of storage tray unit sizes.
- ✓ Unit supplied fully assembled with castors as standard.
- ✓ The perfect storage solution for the modern classroom environment.
- ✓ Supplied with an 18mm Beech MFC carcass.
- ✓ Compatible with single trays (sold separately).
- ✓ 2 year guarantee.

1 Column, 6 Trays



1 Column, 8 Trays



2 Columns, 12 Trays



2 Columns, 16 Trays



3 Columns, 24 Trays



3 Columns, 18 Trays



3 Columns, 12 Trays



Trays are sold separately. Grannell coloured trays can be supplied as a 'match n mix colour selection' or 'matched to your own colour combination' options.
Other tray colours are available on request.

Orders are non-returnable.

1 Choose Your Tray Unit

WOODEN TRAY UNIT	SIZE (H X L X W)	CODE
1 Column, 6 Trays	662 x 357 x 475mm	TRWOOD6(1X6)
1 Column, 8 Trays	850 x 357 x 475mm	TRWOOD8(1X8)
2 Columns, 12 Trays	662 x 692 x 475mm	TRWOOD12(2X6)
2 Columns, 16 Trays	850 x 692 x 475mm	TRWOOD16(2X8)
3 Columns, 12 Trays	474 x 1030 x 475mm	TRWOOD12(3X4)
3 Columns, 18 Trays	662 x 1030 x 475mm	TRWOOD18(3X6)
3 Columns, 24 Trays	850 x 1030 x 475mm	TRWOOD24(3X8)

2 Choose Your BURU Edge Colour





Inspirational Educational Furniture



-  07871 550367 / 07841 411841
-  Terry@valley-interiors.co.uk
-  www.valley-interiors.co.uk

